


TECHNICAL INFORMATION

This is a complete tested professional 350 W VHF linear amplifier module - pc board easy to use with minimum driving 15 W RF input for the maximum 350 W RF power output. It is broadband in 175 MHz- 225 MHz and doesn't require any tuning or adjusting. Power supply is 32 V DC with current of 12.5 A. Dimensions: 8.2" X3.8" X0.2"



- 170 - 230 MHz
- (28 ÷ 32 Volt) 30 Nominal
- Input/Output 50Ω - 50Ω
- Pout :350 CW1(Continuous Work)
- Gain : 14 dB min
- Class AB
- Devices: D1028UK or equivalent
- Connectorized version available
- APL corrector on board

TECHNICAL SPECIFICATIONS

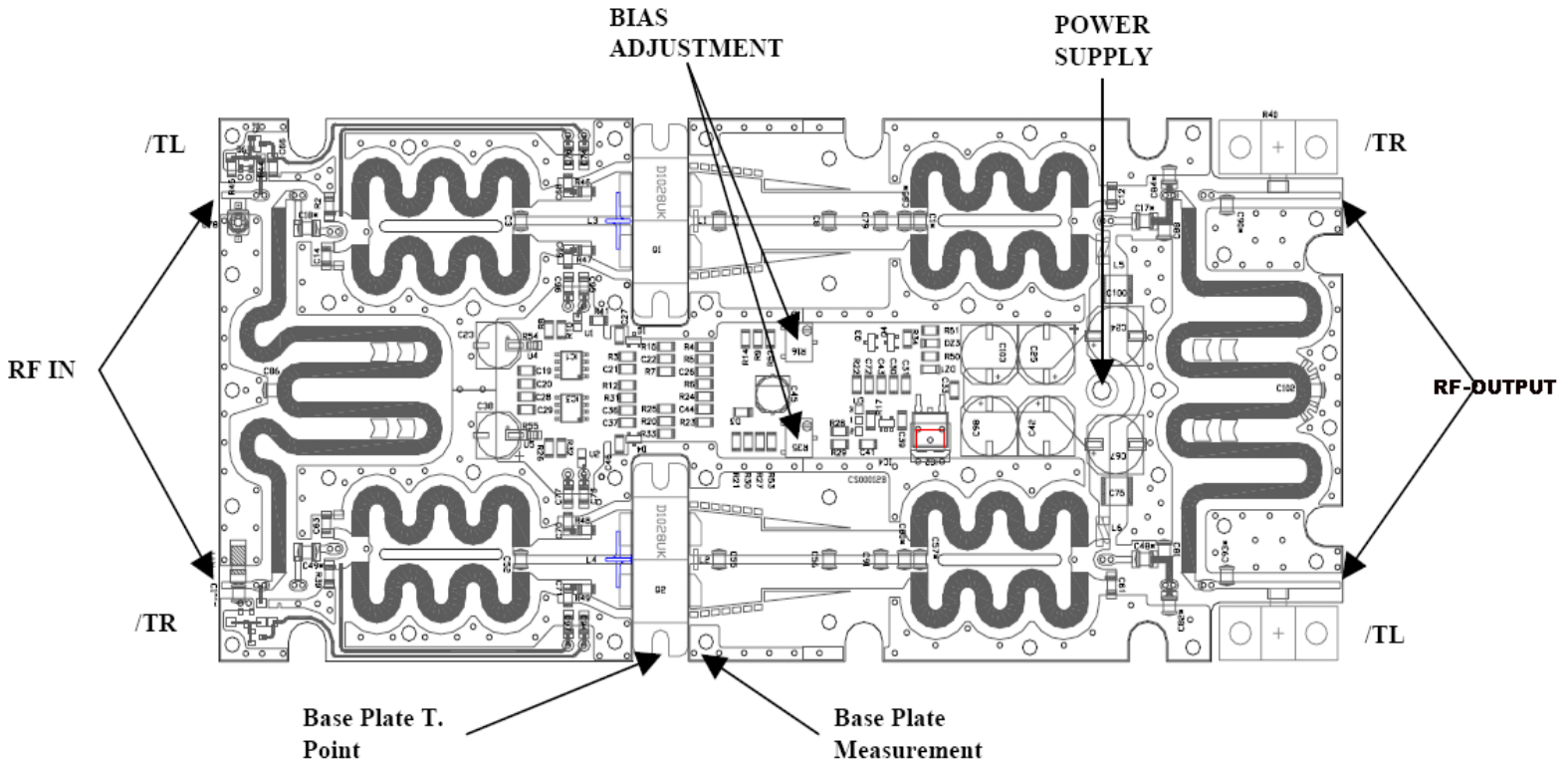
ABSOLUTE MAXIMUM RATINGS (Device Flange T = 70 °C)

Symbol	Parameter	Value	Unit
Vs	Voltage Supply	35	V dc
Is	Current Supply	35	A dc
Tstg	Storage Temperature Range	-30 + 100	°C
Tc	Operating Base Plate Temperature	0 + 75 ²	°C
ψ	VSWR max	3:1 all phase angle	-
	Max input power	See note ³	-
	Output Power CW (continuous work)	200	Watt

ELECTRICAL SPECIFICATIONS (Base Plate T. = 45 °C, 50Ω loaded, Vs = 30 V)

Symbol	Parameter	Test Conditions	Value			Unit
			Min	Typ.	Max U	
BW	Bandwidth	Pout = 200 W (CW)	170		230	MHz
Gp	Power gain	Pref = 200 W (CW)	14	15	-	dB
Pout – 1dB	Power Output @ 1dB Compression	Referred to Pout = 75W (CW)	360	420	-	W
Iq *	Quiescent Current @ PMax	Pout = 0 W – Total * ⁴	-	-	5	A
Itot *	Input return loss	300W Ps Black Level Audio + Video	-	-	20	A
Irl	Load mismatch	Pout = 200 W CW	16	20	-	dB
Ψ	Gain Flatness	Pref = 200 W CW, f= 230MHz, load VSWR = 2:1, all phase angles	No degradation in Pout			
Gr	Drain Efficiency	Pref = 200 W CW, BW: 170-230MHz	±0.5	±1		dB
η	Pout separate ampl.	Pout = 300 W5 (CW)	40	50	-	%
	Pout common ampl.	Sync. Compression < 1dB without correction	350	400		Wps
	Pout DVB-T	Pout 300W ps common ampl. dual sound, with Red Field sound 1 @ -13dB and sound 2 @ -20dB without precorrection	-45	-50		dBc
	Pout DAB	Pout 80Wrms without precorrection	-27			dBc
		Pout 130Wrms without precorrectionq	-27	-30		Wrms

PC BOARD LAYOUT



HEATSINK MOUNTING/HARDWARE

1.HEATSINK TOOLING

- Planarity: better than 0.03 mm
- Roughness: typical value 0.8

2.THERMAL COMPOUND

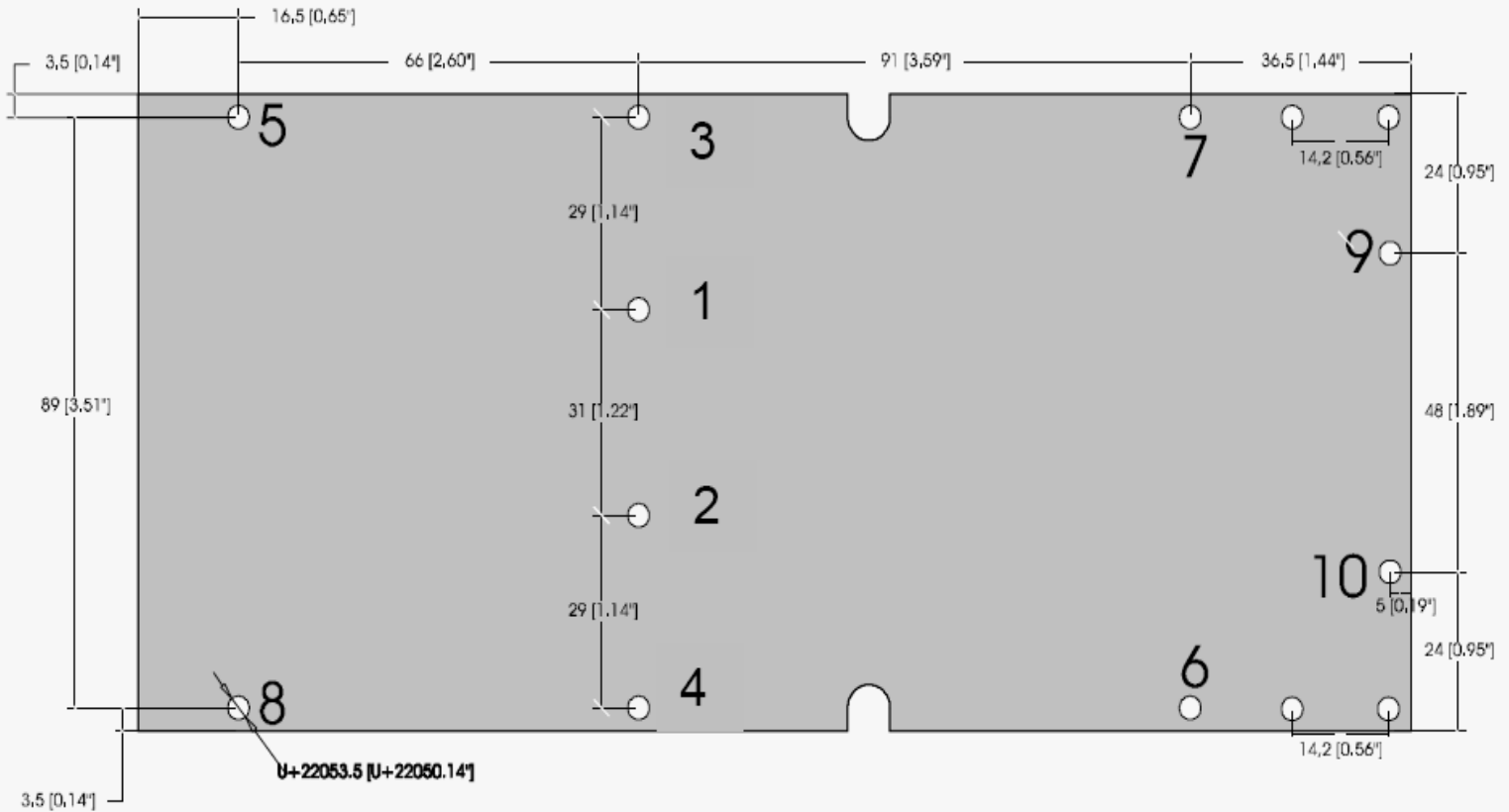
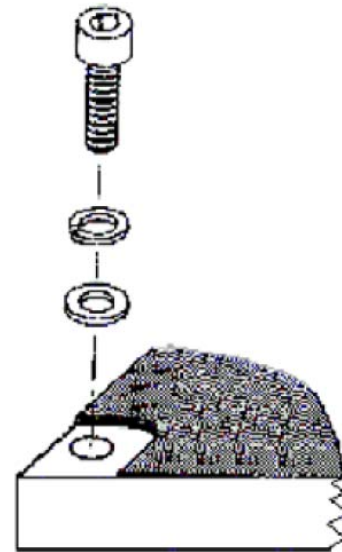
- Paste with silicones
- Thickness: optimum between 0.06 mm and 0.15 mm, on the whole back surface of the amplifier.

3.SCREWS

- M3 -Cross head screws
- The recommended Torque is 12 Kg . cm (10.5 in . lbs).

4.TIGHTENING ORDER

- See next figure:



Dimension in mm (inch)